

SLV TRACK SYSTEMS

1-phase track systems
for more lighting options



SLV



always
up to date!

download the current pricelist for the 1-phase track systems at

KS-Light.co.uk/price_list_1-PHASE

or scan the qr-code below!



Find our terms and conditions for business customers [here](#)



KS and SLV: strong partners in lighting for more than 30 years

PICK-UP CENTER IN ESSEN

For more than 30 years KS Licht- und Elektrotechnik GmbH complements the products and services of SLV with a variety of services. We maintain a pick-up center for SLV products in the heart of the Ruhr area, where you can pick up the goods ordered from us at short notice.

EXPERIENCE SLV LUMINAIRES LIVE

We present a large selection of SLV luminaires on more than 300 m² of exhibition space. Here, our professionally trained consultants and lighting designers will advise you personally. At the same time, you can use our exhibition to present our luminaires to your customers in terms of function and effect. Convince yourself of the quality of our outdoor luminaires in the outdoor exhibition.

FREE LIGHTING DESIGN

We develop practical lighting solutions with you and according to your needs. Whether for business premises, salesrooms or private ambience: our lighting designers always have the right concepts for a demand-oriented and energetically sensible solution. We will be happy to calculate the payback time of your new, energy-saving LED lighting for you.

KS MULTI-BRAND LUMINAIRES ONLINE SHOP

In our business online shop at www.KS-Light.co.uk you will find everything that supports you in your daily work:

- Current special offers and new products
- Online check of product availability
- Find and order all spare parts easily
- Quick order form
- All catalogues for downloading or as a flip catalogue with Product links
- Specification texts, light distribution curves/LDT plug-ins and quick calculation tables

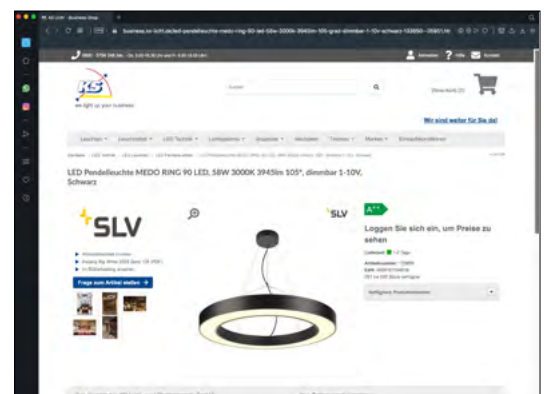
KS Licht- u. Elektrotechnik GmbH
Manderscheidstr. 8c
45141 Essen

Tel.: +49 (0)201-89924-0
Fax: +49 (0)201-89924-124

Onlineshop: www.KS-Light.co.uk
Internet: www.KS-Germany.com
Email: Verkauf@KS-Germany.com

Visit us on site or call us:

Monday-Thursday continuously from 08.00 hrs to 16.30 hrs
Friday continuously from 08.00 hrs to 15.00 hrs



Scan the link to our quick order form and get up-to-date information about the availability of goods!



www.KS-Light.co.uk/quick-order-form

ANYONE WANTING TO UNLEASH THEIR FULL LIGHTING POTENTIAL SHOULD STAY ON THE RIGHT TRACK.

For smaller shops, offices, restaurants or at home: SLV 1-phase track systems are ideal for achieving numerous lighting effects. With a large selection of lights and modular expansions, they can be adapted to a wide variety of uses and complicated room situations.





A NEW DIMENSION OF FLEXIBILITY.

SLV 1-phase track systems offer greater lighting freedom. The system can be independently constructed and expanded at any time, thanks to the flexible use of spotlights and pendant lights. Lighting doesn't get more flexible than that.



Easily expandable.

Since the tracks transport electricity to the spotlights, the lighting can be planned regardless of outlet point. The quantity, position and type of lights can be chosen as desired for various lighting effects. And, by simply adding cut-to-length track elements and connectors, you can adapt the lighting to accommodate various geometries and room layouts.

Numerous options.

Placing multiple spotlights close together in a small room allows for a wide variety of lighting effects. Whether it's ceiling-mounted lights, recessed ceiling lights, wall-mounted lights or pendants: SLV 1-phase track systems form the flexible foundation for top-quality and effective basic or accent lighting.



Highlights at a glance:

- Large choice of spotlights
- Lights can be replaced, converted and aligned
- Independent from power outlet points
- Scalability thanks to many track elements
- Attractive price-performance ratio



DIVERSITY FOR THE HOME.

1-phase track systems are ideal for every living room. A large selection of decorative spotlights and pendant lights with different fittings allow the use of LED bulbs with various outputs and lighting qualities. Spots with fixed LEDs are also available. This provides everything you need for large and small residential projects.

For unique individual lighting effects in challenging room layouts



For elegant illumination
of lounge areas



For safe and flexible illumination
of work surfaces




To create the desired
lighting atmosphere





EXPERIENCE LIGHT
THAT SATISFIES
ACROSS THE BOARD.

1-phase surface-mounted tracks



Focus on design.

The flat 1-phase tracks are the optimum choice for decorative lighting in homes, smaller shops and offices. Thanks to the boreholes present in their cross-section, these flat aluminium tracks can be attached to your wall or ceiling quickly and easily.

Nominal voltage (V)	Max. current (A)	Colour	Material	Length (cm)	Prod. no.
220-240V ~50/60Hz	16	● black	Aluminium	100	143010
220-240V ~50/60Hz	16	○ white	Aluminium	100	143011
220-240V ~50/60Hz	16	● grey	Aluminium	100	143012
220-240V ~50/60Hz	16	● black	Aluminium	200	143020
220-240V ~50/60Hz	16	○ white	Aluminium	200	143021
220-240V ~50/60Hz	16	● grey	Aluminium	200	143022
220-240V ~50/60Hz	16	● black	Aluminium	300	1002151
220-240V ~50/60Hz	16	○ white	Aluminium	300	1002152
220-240V ~50/60Hz	16	● grey	Aluminium	300	1002153

Material: Aluminium, width: 3.5 cm, height: 1.8 cm, cover not included



1-phase surface-mounted tracks

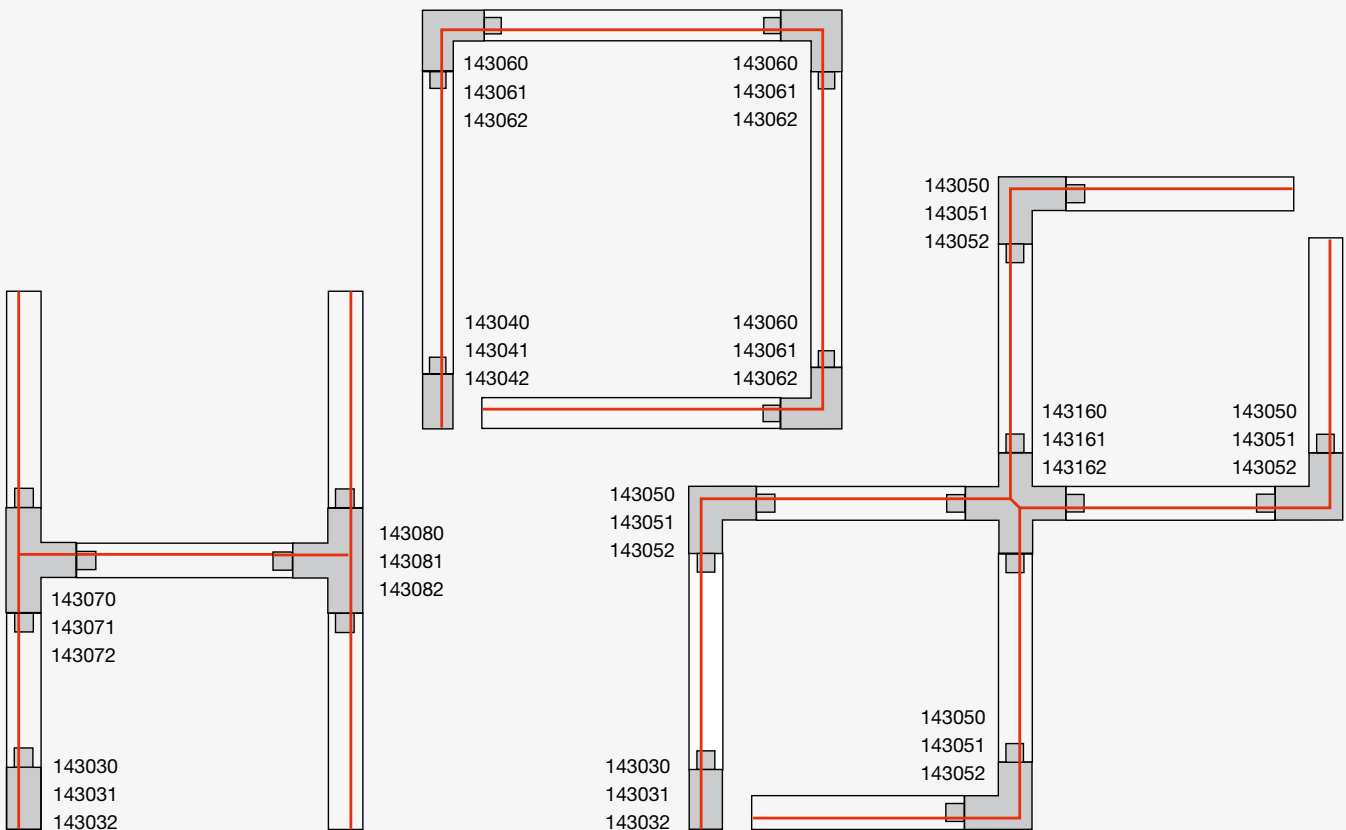
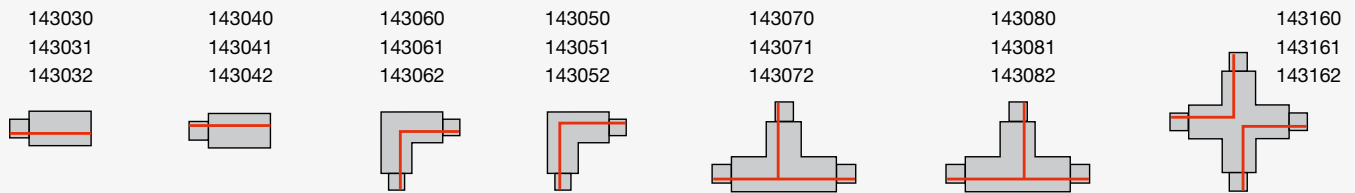
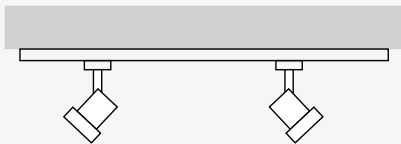
Fast and simple assembly.






















1-phase surface-mounted tracks

Planning tools and accessories at a glance.

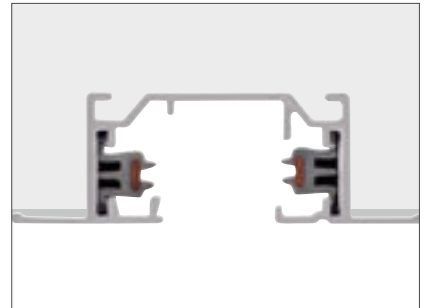
View of components from above
on the installation side



	<p>Feed-in, earth left 16 A max. polycarbonate (PC) L: 6.5 cm W: 3.5 cm H: 1.8 cm</p> <p>■ black Item no. 143030 □ white Item no. 143031 ■ grey Item no. 143032</p>		<p>Stabilising longitudinal connector Steel L: 19.7 cm W: 3.2 cm H: 1.3 cm For reinforcement when mounting several tracks with ceiling suspension (1002845)</p> <p>■ nickel Item no. 143151</p>
	<p>Feed-in, earth right 16 A max. polycarbonate (PC) L: 10.4 cm W: 3.5 cm H: 1.8 cm</p> <p>■ black Item no. 143040 □ white Item no. 143041 ■ grey Item no. 143042</p>		<p>Stabilising corner connector Steel L: 11.5 cm W: 11.5 cm H: 0.5 cm For reinforcement when mounting several tracks with ceiling suspension (1002845)</p> <p>■ nickel Item no. 143152</p>
	<p>Longitudinal connector* 16 A max. polycarbonate (PC) L: 17.2 cm W: 3.5 cm H: 1.8 cm</p> <p>■ black Item no. 143100 □ white Item no. 143101 ■ grey Item no. 143102</p>		<p>Stabilising X-connector Steel L: 19.7 cm W: 19.7 cm H: 0.5 cm For reinforcement when mounting several tracks with ceiling suspension (1002845).</p> <p>■ grey Item no. 143169</p>
	<p>Longitudinal connector 16 A max. polycarbonate (PC) L: 6.4 cm W: 3.5 cm H: 1.8 cm</p> <p>■ black Item no. 143090 □ white Item no. 143091 ■ grey Item no. 143092</p>		<p>1-phase light adapter 6 A max. polycarbonate (PC) L: 8.2 cm W: 3.5 cm H: 4.2 cm</p> <p>■ black Item no. 143120 □ white Item no. 143121 ■ grey Item no. 143124</p>
	<p>Corner connector, earth inside 16 A max. polycarbonate (PC) L: 10.4 cm W: 10.4 cm H: 1.8 cm</p> <p>■ black Item no. 143060 □ white Item no. 143061 ■ grey Item no. 143062</p>		<p>1-phase light adapter with hooks 6 A max. polycarbonate (PC) L: 8.2 cm W: 3.5 cm H: 7.4 cm</p> <p>■ black Item no. 143170 □ white Item no. 143171 ■ grey Item no. 143172</p>
	<p>Corner connector, earth outside 16 A max. polycarbonate (PC) L: 10.4 cm W: 10.4 cm H: 1.8 cm</p> <p>■ black Item no. 143050 □ white Item no. 143051 ■ grey Item no. 143052</p>		<p>Cover Polycarbonate (PC) L: 200 cm W: 1.8 cm H: 0.75 cm</p> <p>■ black Item no. 1004783 □ white Item no. 1004785 ■ grey Item no. 1004784</p>
	<p>T-connector, earth external, left 16 A max. polycarbonate (PC) L: 17.2 cm W: 10.4 cm H: 1.8 cm</p> <p>■ black Item no. 143070 □ white Item no. 143071 ■ grey Item no. 143072</p>		<p>End cap Polycarbonate (PC) L: 0.4 cm W: 3.5 cm H: 1.8 cm</p> <p>■ black Item no. 143130 □ white Item no. 143131 ■ grey Item no. 143132</p>
	<p>T-connector, earth external, right 16 A max. polycarbonate (PC) L: 17.2 cm W: 10.4 cm H: 1.8 cm</p> <p>■ black Item no. 143080 □ white Item no. 143081 ■ grey Item no. 143082</p>		<p>Ceiling rose 6 A max. polycarbonate (PC) H: 2.5 cm Diameter: 12.1 cm</p> <p>■ black Item no. 143380 □ white Item no. 143381 ■ grey Item no. 143382</p>
	<p>X-connector 16 A max. polycarbonate (PC) L: 9.5 cm W: 17.2 cm H: 1.8 cm</p> <p>■ black Item no. 143160 □ white Item no. 143161 ■ grey Item no. 143162</p>		<p>Wire rope suspension 2 piece Stainless steel/brass L: 500 cm max. 10 kg</p> <p>■ nickel Item no. 1002845</p>
	<p>Flex connector 16 A max. polycarbonate (PC) L: 16.4 cm W: 3.5 cm H: 1.8 cm</p> <p>■ black Item no. 143110 □ white Item no. 143111 ■ grey Item no. 143112</p>		

* with feed capacity

1-phase recessed tracks



Elegantly integrated.

1-phase recessed track systems can be elegantly integrated with the interior design. This is a high-quality technical approach, which also has a sophisticated appearance.

Nominal voltage (V)	Max. current (A)	Colour	Material	Length (cm)	Prod. no.
220-240V ~50/60Hz	16	○ white	Aluminium	200	143221

Material: Aluminium, width: 3.5 cm, height: 1.8 cm, cover not included



1-phase recessed tracks
Item no.: 143221

Elegant solution for
a high-quality finish.



1-phase recessed tracks

Accessories at a glance.



Feed-in, earth left

16 A max. | Plastic
L: 10.8 cm W: 5.5 cm H: 2 cm
 white Item no. 143231



End cap

Plastic
L: 2.7 cm W: 5.5 cm H: 1.8 cm
 white Item no. 143281



Feed-in, earth right

16 A max. | Plastic
L: 10.8 cm W: 5.5 cm H: 2 cm
 white Item no. 143241



Retainer

Steel
L: 7.5 cm W: 1.5 cm H: 4 cm
 nickel Item no. 143230



Longitudinal connector

16 A max. | plastic / steel
L: 6.5 cm W: 1.8 cm H: 1.7 cm
 white Item no. 143271



1-phase adapter with hooks

6 A max. | polycarbonate (PC)
L: 8.2 cm W: 3.5 cm H: 7.4 cm
 black Item no. 143170
 white Item no. 143171
 grey Item no. 143172



Corner connector, earth inside

16 A max. | Plastic
L: 11.2 cm W: 11.2 cm H: 2 cm
 white Item no. 143261



1-phase light adapter

6 A max. | polycarbonate (PC)
L: 8.2 cm W: 3.5 cm H: 4.2 cm
 black Item no. 143120
 white Item no. 143121
 grey Item no. 143124



Corner connector, earth outside

16 A max. | Plastic
L: 11.2 cm W: 11.2 cm H: 2 cm
 white Item no. 143251

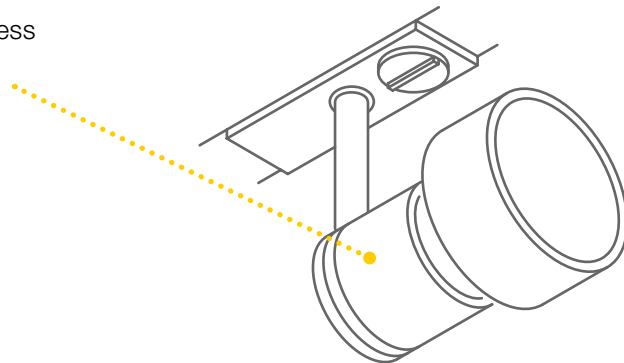
PURI TRACK



Perfect purism.

Thanks to its simple design, the rotatable and pivoting high voltage post can be used anywhere. Specific lighting accents can be created using the aluminium lights. That's why PURI is suitable for replaceable LED lights.

Basic spotlights in a timeless design with GU10 fitting



SOCKET INSIDE

	PURI TRACK
Socket type	GU10
Bulb type	QPAR51
L / diameter / H (cm)	8,3 / 5,4 / 7,4


Decorative ring for QPAR51 inc.

Further information about SLV TRACK system products can be found at: KS-Light.co.uk



PURI TRACK
1Ph., QPAR51
Item no.: 143390

Ideal for decorative basic
and accent lighting.



PURI TRACK
1Ph., QPAR51
Item no.: 143390

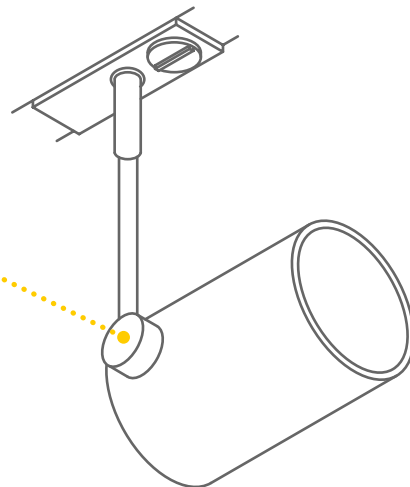
BIMA



Industrial look.

The 350° rotatable and 200° pivotable BIMA spotlight can be used in all room dimensions. It has an impressive aluminium-brushed industrial finish that's as robust as it looks. Standard QPAR51 lamps can be used in the GU10 fitting.

Rotatable and pivotable
via two joints



SOCKET INSIDE

	BIMA
Socket type	GU10
Bulb type	QPAR51
L / diameter / H (cm)	8 / 6 / 14



BIMA
1Ph., single, QPAR51
Item no.: 143440

Harmoniously integrates
into the right environment.



BIMA
1 phase, single, QPAR51
Item no.: 143440

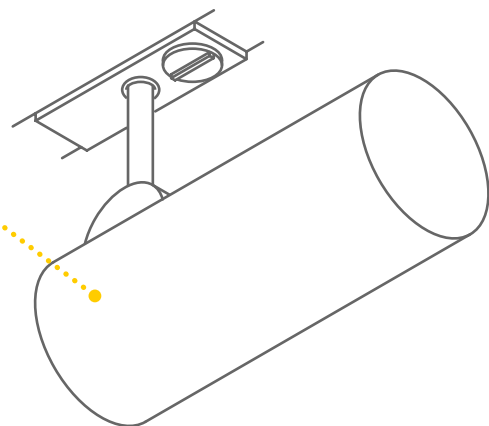
HELIA 50 TRACK



All-round elegance.

Slim, elegant and suitable for modern lighting projects thanks to its performance: the rotatable and pivotable spotlight is perfect for every track system. Made from aluminium and fitted with a premium LED module. Operates at 3000 Kelvin, 750 lumens and a CRI value greater than 90 for a decade.

Slim and elegant design




HELIA 50 TRACK

System output (W)	11
Luminous flux (lm)	810/880
Colour temperature (K)	3.000
CRI	90
L / diameter / H (cm)	14 / 5,5 / 10



HELIA 50 TRACK
1 phase
Item no.: 143580



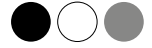
HELIA 50 TRACK
1 phase
Item no.: 143581



HELIA 50 TRACK
1 phase
Item no.: 143580

Perfect for flexible illumination
of spaces of all sizes.

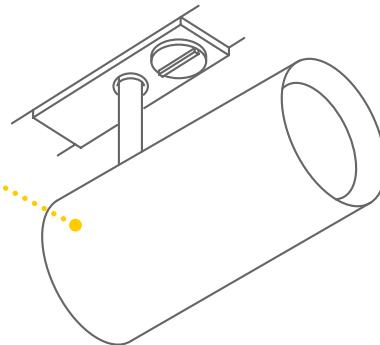
NOBLO SPOT



Rounded nobility.

The rotatable and pivotable LED spotlight captivates with its sleek design that makes it ideal for modern lighting concepts. The integrated premium LED module accentuates objects with its strong lighting properties.

Simple design and integrated LED




NOBLO SPOT

System output (W)	7,5
Luminous flux (lm)	620
Colour temperature (K)	2.700
CRI	80 / 90
L / diameter / H (cm)	10,5 / 5 / 10,7



NOBLO SPOT
1 phase
Item no.: 1001863

Elegant design for
modern lighting concepts.



NOBLO SPOT
1 phase
Item no.: 1001862

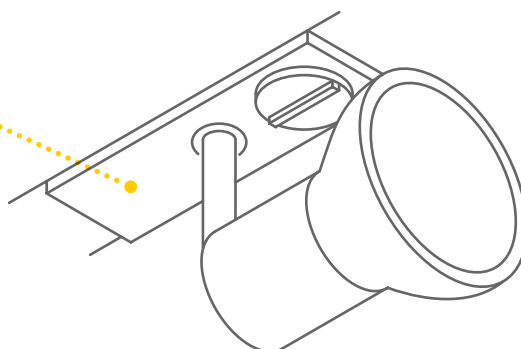
PURIA TRACK



Conical design.


The 340° rotatable and 85° pivotable spotlight gives you full creativity when it comes to lighting effects. Made from aluminium and satin glass, the versatile spotlight brightens every room. The integrated GU10 fitting is suitable for all standard QPAR51 lamps.

Rotatable and
pivotable




SOCKET INSIDE

	PURIA TRACK
Socket type	GU10
Bulb type	QPAR51
L / diameter / H (cm)	12,5 / 6,4 / 10,9



PURIA TRACK
1Ph., QPAR51
Item no.: 143451

Ideal for illuminating
specific areas and
objects.



PURIA TRACK
1Ph., QPAR51
Item no.: 143450

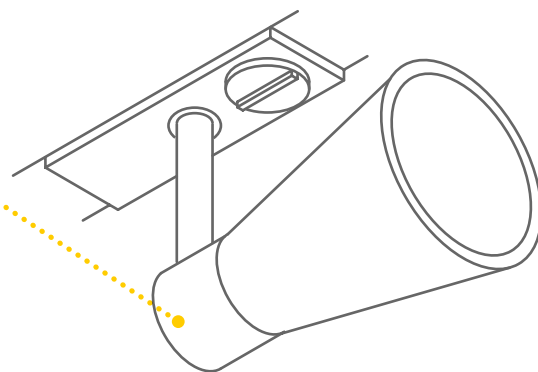
AVO TRACK



Attrative accenting.

The 350° rotatable and 90° pivotable AVO spotlight enables the creation of specific lighting accents. Individual and high-quality light that can be adjusted using the integrated GU10 fitting.

Rotating and pivoting



SOCKET INSIDE


AVO TRACK

Socket type	GU10
Bulb type	QPAR51
L / diameter / H (cm)	13 / 6,2 / 8



AVO TRACK
1Ph., QPAR51
Item no.: 144201

Enhances the appearance
of attractive spaces.



AVO TRACK
1Ph., QPAR51
Item no.: 144200

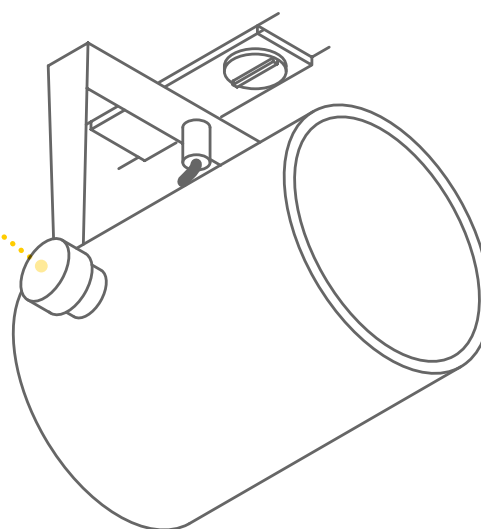
EURO SPOT TRACK



Proven success.

The EURO SPOT always looks stylish on track systems. A GU10 fitting is integrated into the cylindrical lamp head that accommodates all standard QPAR51 lamps. Since the aluminium spotlights can be flexibly positioned, rotated by 350° and pivoted 90°, interior lighting can be designed exactly as desired.

Flexible positioning
thanks to the joint



SOCKET INSIDE

EURO SPOT TRACK

Socket type	GU10
Bulb type	QPAR51
L / diameter / H (cm)	12,5 / 8 / 15,2



EURO SPOT TRACK
1Ph., QPAR51
Item no.: 1001861

When light is simply tempting.

NOBLO SPOT SET



Perfect start.

Get everything that you need for a perfect start with the 1-phase high-voltage track system set: two track sections, one long connector with feed-in capability and 3 NOBLO spotlights including powerful LEDs.




NOBLO SPOT SET

System output (W)	24
Luminous flux (lm)	1860
Colour temperature (K)	2700
CRI	80

2 x 1m high-voltage track. 1 x feeder/longitudinal connector.
1 x 2 end caps. 3 x NOBLO light heads



NOBLO SPOT
1Ph., Triple Track Set
Item no.: 1002611



NOBLO SPOT
1Ph., Triple Track Set
Item no.: 1002610

Everything you need to optimally illuminate smaller spaces.

PURI TRACK SET



Optimally equipped.

Get everything that you need for a perfect start with the 1-circuit high-voltage track system set: two track sections, one long connector with feed-in capability and 3 PURI spotlights incl. powerful LED lamps.

SOCKET INSIDE

PURI TRACK SET

Socket type GU10

2 x 1m high-voltage track. 1 x longitudinal connector.
1 x 2 end caps. 3x PURI lamp heads. 3x LED GU10 lamps.
3 x decorative ring for GU10



PURI TRACK
1Ph., Triple Track Set
Item no.: 143191

The ideal choice for small shops.

ENOLA B TRACK



Versatile & understated.

Made from high-quality aluminium, the ENOLA B lamps are available as pendant lamps and spotlights for track systems. The GU10 fitting means energy-saving lighting can be used. The spotlights can be rotated and pivoted to achieve the desired lighting effect.

Elegant and cylindrical housing design




SOCKET INSIDE

	ENOLA B PD	ENOLA B SPOT
Socket type	GU10	GU10
Bulb type	QPAR51	QPAR51
L / diameter / H (cm)	- / 6,7 / 30	11,3 / 6,7 / 12
Pendant length	150	-

Further information about SLV TRACK system products can be found at: KS-Light.co.uk



ENOLA B PD
1Ph., QPAR51
Item no.: 143964



ENOLA B PD
1Ph., QPAR51
Item no.: 143960



ENOLA B SPOT
1Ph., QPAR51
Item no.: 1002110

Maximum diversity for
a wide variety of projects.

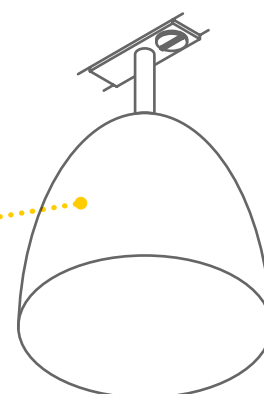
PARA CONE 14



A touch warmer.

The PARA CONE lamps in copper, black and white have a coloured reflector for extra-warm lighting. The spotlight can be rotated and pivoted to suit all room dimensions. With their integrated GU10 fitting, the spotlights and pendant lights are suitable for replaceable LED lamps.

Coloured reflector for warm lighting effect



SOCKET INSIDE

	PARA CONE 14 PD	PARA CONE 14 SPOT
Socket type	GU10	GU10
Bulb type	QPAR51	QPAR51
Diameter / H (cm)	13,5 / 14	13,5 / 20
Pendant length (cm)	150	-



PARA CONE 14 SPOT
1Ph., QPAR51
Item no.: 1002873

Creates warmth in private
and commercial areas.



PARA CONE 14 PD
1Ph., QPAR51
Item no.: 1001968

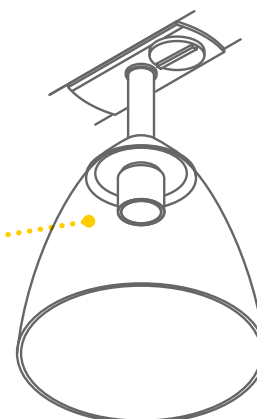
PARA CONE GL



Glass design.

PARA CONE GL features an eye-catching coned glass design and creates an atmospheric lighting ambience. The glass lamp shade draws the gaze to the changeable LED light with GU10 fitting. The 300° rotatable and 90° pivotable spotlight can be used in all room dimensions.

Glass lamp shade



SOCKET INSIDE

	PARA CONE GL PD	PARA CONE GL SPOT
Socket type	GU10	GU10
Diameter / H (cm)	13,5 / 15	13,5 / 19,5
Pendant length (cm)	250	-



PARA CONE GL PD
1Ph., GU10
Item no.: 1006160

Clear attention-grabber
for various opportunities.



PARA CONE GL SPOT
1Ph., GU10
Item no.: 1006155

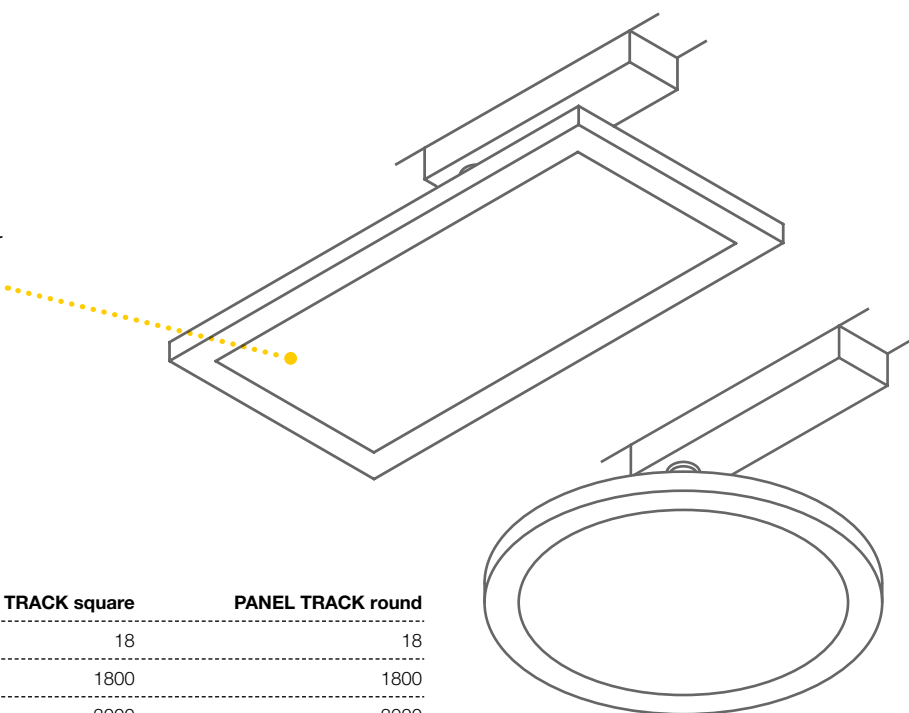
PANEL TRACK



Seamlessly stylish.

In addition to their high colour rendering index, flat PANEL TRACK lights now also stand out with their ability to rotate and swivel. The round or square aluminium frame is fitted with an acrylic glass cover that ensures glare-free illumination.

Acrylic glass cover for glare-free illumination



	PANEL TRACK square	PANEL TRACK round
System output (W)	18	18
Luminous flux (lm)	1800	1800
Colour temperature (K)	3000	3000
CRI	90	90
L/W/H (cm)	30 / 15 / 9,3	-
L / diameter / H (cm)	-	23,1 / 20 / 9,5

Further information about SLV TRACK system products can be found at: KS-Light.co.uk



PANEL TRACK
1 ph., round
Item no.: 1004935

Accentuates colours
with a great deal
of functionality.



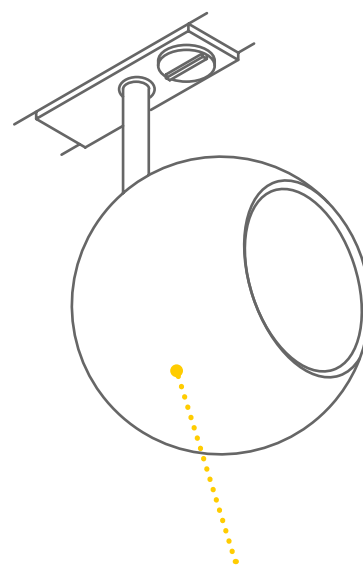
PANEL TRACK
1 ph., square
Item no.: 1004933

LIGHT EYE®



Totally robust.

The popular lighting classic made from shiny steel: LIGHT EYE® shines with ultimate diversity. The spotlights and pendant lights, which can be rotated and swivelled, are available in white, black or chrome. The spotlight also features matt copper.



Steel lighting housing


SOCKET INSIDE

	LIGHT EYE® 150 PD	LIGHT EYE® 90 SPOT
Socket type	GU10	GU10
Bulb type	QPAR111	QPAR51
L / diameter / H (cm)	- / 15 / 12	12,2 / 8,9 / 10
Pendant length (cm)	250	-



LIGHT EYE® 150 PD
1 ph., QPAR111
Item no.: 1000713

Round design for
diverse lighting projects.



LIGHT EYE® 150 + 90
1Ph., QPAR51
Item no.: 143620 + 144010

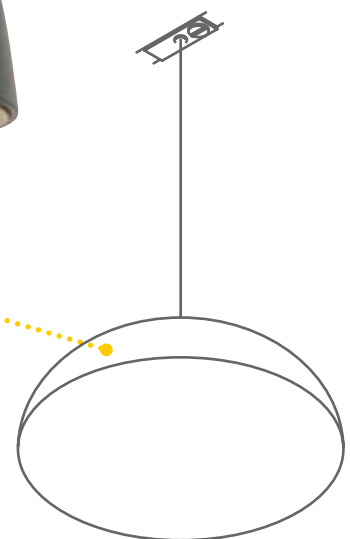
FORCHINI M 40 TRACK



Hanging highlight.

The smaller lamp shade made from aluminium and steel is also a real eye-catcher, to provide the right lighting in gold, grey or white. Its textured interior provides a captivating lighting atmosphere that couldn't be cosier.

Aluminium and
steel lamp shade



SOCKET INSIDE

FORCHINI M 40 TRACK






Socket type	E27
Diameter / H (cm)	40 / 20
Pendant length (cm)	150













FORCHINI M 40 TRACK
1 ph, E27
Item no.: 143932






Creates a cosy
lighting atmosphere.

SLV TRACK systems

1-phase	Mounting track 1 m	Mounting track 2 m	Mounting track 3 m	Recessed track 2 m
				
Prod. no.	<ul style="list-style-type: none"> ● 143010 ○ 143011 ● 143012 	<ul style="list-style-type: none"> ● 143020 ○ 143021 ● 143022 	<ul style="list-style-type: none"> ● 1002151 ○ 1002152 ● 1002153 	<ul style="list-style-type: none"> ○ 143221
Page	12	12	12	16

1-phase	PURI TRACK	BIMA	HELIA 50 TRACK	NOBLO SPOT
				
Prod. no.	<ul style="list-style-type: none"> ● 143390 ○ 143391 ● 143392 	<ul style="list-style-type: none"> ● 143440 ○ 143441 ● 143442 	<ul style="list-style-type: none"> ● 143580 ○ 143581 	<ul style="list-style-type: none"> ● 1001862 ○ 1001863 ● 1001864
Page	20	22	24	26

1-phase	PURIA TRACK	AVO TRACK	EURO SPOT	NOBLO SPOT SET
				
Prod. no.	<ul style="list-style-type: none"> ● 143450 ○ 143451 ● 143454 	<ul style="list-style-type: none"> ● 144200 ○ 144201 ● 144204 	<ul style="list-style-type: none"> ● 1001861 ○ 143811 	<ul style="list-style-type: none"> ● 1002610 ○ 1002611 ● 1002612
Page	28	30	32	34

1-phase	PURI TRACK SET	ENOLA B TRACK PD	ENOLA B TRACK SPOT	PARA CONE 14 PD
				
Prod. no.	<ul style="list-style-type: none"> ● 143190 ○ 143191 ● 143194 	<ul style="list-style-type: none"> ● 143960 ○ 143961 ● 143964 	<ul style="list-style-type: none"> ● 1002110 ○ 1002111 ● 1002113 	<ul style="list-style-type: none"> ● 143990 ○ 143991 ● 1001968
Page	36	38	38	40

Further information about SLV TRACK system products can be found at: KS-Light.co.uk

1-phase	PARA CONE 14 SPOT	PARA CONE GL PD	PARA CONE GL SPOT	PANEL TRACK
				
Prod. no.	● 1002873 ○ 1002874 ● 1002875	● 1006159 ○ 1006160	● 1006155 ○ 1006156	● 1004933 ○ 1004934
Page	40	42	42	44

1-phase	PANEL TRACK	LIGHT EYE® 150 PD	LIGHT EYE® 90 SPOT	FORCHINI M 40 TRACK
				
Prod. no.	● 1004935 ○ 1004936	● 1000713 ○ 143621 ● 143620	● 144010 ○ 144011 ● 144019	● 143930 ● 143932
Page	44	46	46	48

Further information about SLV TRACK system products can be found at: [KS-Light.co.uk](https://www.ks-light.co.uk)

Lighting has to illuminate what's important and meet a variety of conditions. That's why we are pleased to offer you a solution as a planner or installer of SLV track systems that can be adapted to various requirements and room situations. We wish you plenty of success in bringing your ideas to life.



KS Licht- u. Elektrotechnik GmbH
Manderscheidstr. 8c
D-45141 Essen

Tel.: +49 (0)201-89924-0
Fax: +49 (0)201-89924-124

Internet: www.KS-Germany.com
Email: Verkauf@KS-Germany.com

