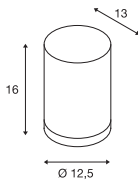




ROX
WL, QPAR111



220-240V ~50/60Hz
Material: Aluminium / Glas



Socket: 1xGU10

| Variante | Art.Nr. | EUR |
|-------------|---------|--------|
| ● aluminium | 1000333 | 151,00 |

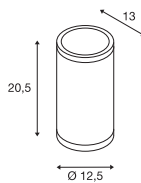


QPAR111 | 12.5W | 10°
3000K | 950lm | EEK=F
13kWh/1000h



Art. Nr.: 1005278 | 55,00 EUR

ROX UP/DOWN
WL, QPAR111



220-240V ~50/60Hz
Material: Aluminium / Glas



Socket: 2xGU10

| Variante | Art.Nr. | EUR |
|-------------|---------|--------|
| ● aluminium | 1000334 | 191,00 |

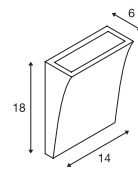


QPAR111 | 12.5W | 10°
3000K | 950lm | EEK=F
13kWh/1000h



Art. Nr.: 1005278 | 55,00 EUR

DELWA
WL



220-240V ~50/60Hz | 700mA
Systemleistung: 10W
Material: Aluminium / Glas



Down

840lm | 3000K

| Variante | Art.Nr. | EUR |
|-------------|---------|--------|
| ● anthrazit | 1000342 | 212,00 |
| ○ weiß | 1000340 | 212,00 |