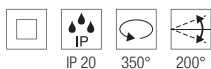
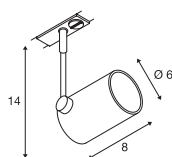




**BIMA**  
1Ph., single, QPAR51



220-240V ~50/60Hz  
Material: Aluminium



Socket: 1xGU10 max. Ø: 5.1 cm | L: 5.7 cm

Variante	Art.Nr.	EUR
● schwarz	143440	45,00
○ weiß	143441	45,00
● grau	143442	45,00

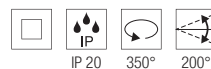
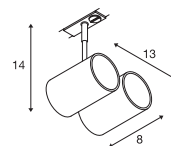


LED GU10 51mm | 6W | 38°  
2700K | 450lm | EEK=F  
6kWh/1000h



Art. Nr.: 1005075 | 7,50 EUR

**BIMA**  
1Ph., double, QPAR51



220-240V ~50/60Hz  
Material: Aluminium



Socket: 2xGU10 max. Ø: 5.1 cm | L: 5.7 cm

Variante	Art.Nr.	EUR
● schwarz	143430	70,00
○ weiß	143431	70,00
● grau	143432	70,00



LED GU10 51mm | 6W | 38°  
2700K | 450lm | EEK=F  
6kWh/1000h



Art. Nr.: 1005077 | 7,50 EUR

