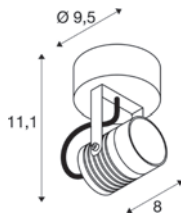


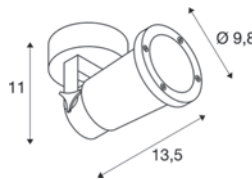


## LED SPOT SP



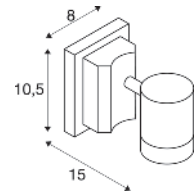
100-240 V ~50/60 Hz | 240 mA  
Systemleistung: 6 W  
Material: Aluminium/Glas

## NAUTILUS WL QPAR51



220-240 V ~50/60 Hz  
Material: Aluminium

## MYRA CW, single, QPAR51



220-240 V ~50/60 Hz  
Material: Aluminium/Glas



400lm|3000K

Variante	Art.Nr.	EUR
● anthrazit	1004649	72,00
● rost	1004957	72,00



Artikel	Art.Nr.	EUR
NAUTILUS   Montageplatte		
● schwarz	1002884	5,40



Socket: 1xGU10 max. Ø: 5,1 cm | L: 8,3 cm

Variante	Art.Nr.	EUR
● schwarz	1002867	49,00



GU10 | 6 W | 38°  
450 lm | 2700 K | EEK = F  
6 kW/1000h



Art.Nr.: 1005077 7,50 EUR



Artikel	Art.Nr.	EUR
NAUTILUS   Montageplatte		
● schwarz	1002884	5,40



Socket: 1xGU10 max. Ø: 5,1 cm | L: 5,7 cm

Variante	Art.Nr.	EUR
● anthrazit	233105	89,00
● grau	233104	89,00



GU10 | 6 W | 38°  
450 lm | 2700 K | EEK = F  
6 kW/1000h



Art.Nr.: 1005077 7,50 EUR



Artikel	Art.Nr.	EUR
Aufbaumontage Rahmen		
● grau	233214	21,75