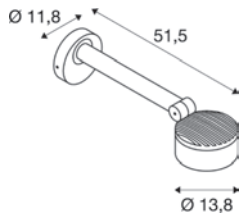




ESKINA D

Display, PHASE

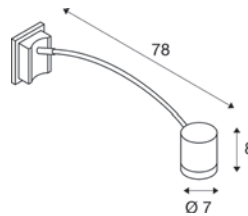


220-240 V ~50/60 Hz | 350 mA
Systemleistung: 14,5 W
Material: Aluminium

- CCT Schalter im Leuchtenkopf

MYRA DISPLAY

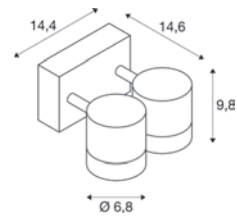
WL, curved, QPAR51



220-240 V ~50/60 Hz
Material: Aluminium

MYRA

WL, double, QPAR51



220-240 V ~50/60 Hz
Material: Aluminium/Glas



1000lm | 3000 K | 4000 K

| Variante | Art.Nr. | EUR |
|-------------|---------|--------|
| ● anthrazit | 1002905 | 274,00 |



Socket: 1xGU10 max. Ø: 5,1 cm | L: 5,7 cm

| Variante | Art.Nr. | EUR |
|-------------|---------|--------|
| ● anthrazit | 233135 | 179,00 |
| ● grau | 233134 | 179,00 |



GU10 | 6 W | 38°
450 lm | 2700 K | EEK = F
6 kW/1000h



Art.Nr.: 1005077 7,50 EUR



Socket: 2xGU10 max. Ø: 5,1 cm | L: 5,7 cm

| Variante | Art.Nr. | EUR |
|-------------|---------|--------|
| ● anthrazit | 233095 | 169,00 |



GU10 | 6 W | 38°
450 lm | 2700 K | EEK = F
6 kW/1000h



Art.Nr.: 1005077 7,50 EUR



| Artikel | Art.Nr. | EUR |
|----------------------|---------|-------|
| Aufbaumontage Rahmen | | |
| ● grau | 233214 | 21,75 |



| Artikel | Art.Nr. | EUR |
|----------------|---------|------|
| Abstandshalter | | |
| ● anthrazit | 1002853 | 7,75 |