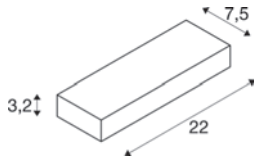




PEMA®  
WL



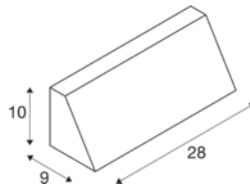
220-240 V ~50/60 Hz  
Systemleistung: 7,7 W  
Material: Aluminium/Glas



640lm|3000K

Variante	Art.Nr.	EUR
● anthrazit	1002069	129,00
○ weiß	1002070	129,00

PEMA®  
WL



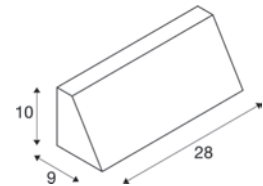
100-277 V ~50/60 Hz | 350 mA  
Systemleistung: 14 W  
Material: Aluminium/Glas



1340lm|3000K | 1420lm|4000K

Variante	Art.Nr.	EUR
● schwarz	1003453	144,00
● grau	1003454	144,00

PEMA®  
WL, E27



220-240 V ~50/60 Hz  
Material: Aluminium/Glas



Socket: 1xE27 max. Ø: 4,5 cm | L: 21 cm

Variante	Art.Nr.	EUR
● schwarz	230030	106,00
● grau	230034	106,00



E27 | 8 W | 240°  
880 lm | 3000 K | EEK = E  
8 kW/1000h



Art.Nr.: 1005289 10,25 EUR