
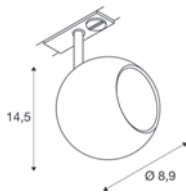


LIGHT EYE® 90
1Ph., QPAR51



220-240 V ~50/60 Hz
Material: Stahl



Socket: 1xGU10 max. Ø: 5,1 cm | L: 5,4 cm

Variante	Art.Nr.	EUR
● schwarz	1008180	84,00
○ weiß	1008181	84,00



GU10 | 6 W | 38°
470 lm | 3000 K | EEK = F
6 kWh/1000h




Art.Nr.: 1005080 7,50 EUR



GU10 | 5 W | 36°
420 lm | 2200-6500 K | EEK = F
5 kWh/1000h



Art.Nr.: 1010470 39,00 EUR



1008180 558