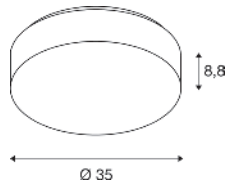


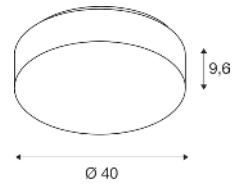

1002940 429

LIPSY® 40
CW, Drum, DALI



220-240 V ~50/60 Hz | 500 mA
Systemleistung: 18 W
Material: Aluminium/Polycarbonate (PC)

LIPSY® 50
CW, Drum, DALI



220-240 V ~50/60 Hz | 500 mA
Systemleistung: 21 W
Material: Aluminium/Polycarbonate (PC)




2100 lm | 3000 K | 2300 lm | 4000 K

Variante	Art.Nr.	EUR
○ weiß	1002940	206,00



2450 lm | 3000 K | 2600 lm | 4000 K

Variante	Art.Nr.	EUR
○ weiß	1002941	217,00



1002941 429