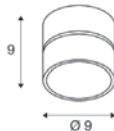




KALU 2.0 CW, PHASE



NEW



220-240 V ~50/60 Hz | 250 mA
Systemleistung: 10 W
Material: Aluminium



1400lm|2700K | 1450lm|3000K

Variante	Art.Nr.	EUR
● schwarz 2700 K	1010258	119,00
● schwarz 3000 K	1010261	119,00
○ weiß 2700 K	1010260	119,00
○ weiß 3000 K	1010263	119,00

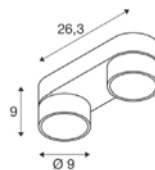


Artikel	Art.Nr.	EUR
Dekoring		
○ weiß	1010135	9,00
● schwarz	1010136	9,00
● gold	1010138	9,00
● kupfer	1010139	9,00
Linse		
○ transparent, 15°	1010140	19,00
○ transparent, 24°	1010141	19,00
○ transparent, 36°	1010142	19,00
○ transparent, 60°	1010143	19,00

KALU 2.0 CW, PHASE



NEW



220-240 V ~50/60 Hz | 500 mA
Systemleistung: 19 W
Material: Aluminium



2x 1350lm|2700K | 1400lm|3000K

Variante	Art.Nr.	EUR
● schwarz 2700 K	1010264	209,00
● schwarz 3000 K	1010267	209,00
○ weiß 2700 K	1010266	209,00
○ weiß 3000 K	1010269	209,00

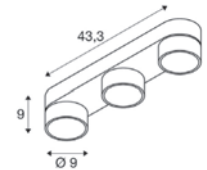


Artikel	Art.Nr.	EUR
Dekoring		
○ weiß	1010135	9,00
● schwarz	1010136	9,00
● gold	1010138	9,00
● kupfer	1010139	9,00
Linse		
○ transparent, 15°	1010140	19,00
○ transparent, 24°	1010141	19,00
○ transparent, 36°	1010142	19,00
○ transparent, 60°	1010143	19,00

KALU 2.0 CW, PHASE



NEW



220-240 V ~50/60 Hz | 750 mA
Systemleistung: 28 W
Material: Aluminium



3x 1350lm|2700K | 1400lm|3000K

Variante	Art.Nr.	EUR
● schwarz 2700 K	1010270	299,00
● schwarz 3000 K	1010273	299,00
○ weiß 2700 K	1010272	299,00
○ weiß 3000 K	1010275	299,00



Artikel	Art.Nr.	EUR
Dekoring		
○ weiß	1010135	9,00
● schwarz	1010136	9,00
● gold	1010138	9,00
● kupfer	1010139	9,00
Linse		
○ transparent, 15°	1010140	19,00
○ transparent, 24°	1010141	19,00
○ transparent, 36°	1010142	19,00
○ transparent, 60°	1010143	19,00