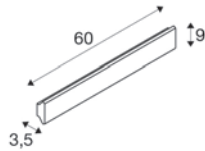




## DIRETO 60

WL, PHASE



220-240 V ~50/60 Hz | 500 mA  
Systemleistung: 14 W  
Material: Aluminium

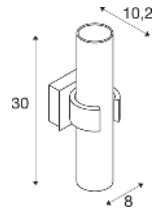


Up	590 lm	2700 K	625 lm	3000 K
Down	590 lm		625 lm	

Variante	Art.Nr.	EUR
● schwarz	1004740	209,00
○ weiß	1004741	209,00

## DENA 30

WL, E14



220-240 V ~50/60 Hz  
Material: Aluminium



Socket: 2xE14 max. Ø: 5,1 cm | L: 9,6 cm

Variante	Art.Nr.	EUR
● aluminium	147529	103,00



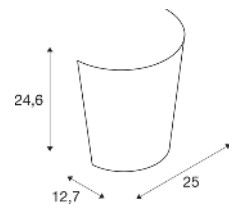
E14 | 4 W | 320°  
350 lm | 2700 K | EEK = G  
5 kW/1000h

Art.Nr.: 1005285 8,50 EUR



## BASKET

WL, E27



220-240 V ~50/60 Hz  
Material: Glas



Socket: 1xE27 max. Ø: 5,2 cm | L: 15,2 cm

Variante	Art.Nr.	EUR
○ weiß	151591	97,00



E27 | 8 W | 240°  
880 lm | 3000 K | EEK = E  
8 kW/1000h

Art.Nr.: 1005289 10,25 EUR

