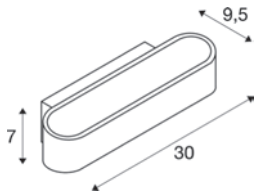




## ASSO 300 WL, PHASE



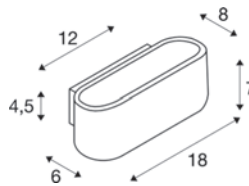
220-240 V ~50/60 Hz | 500 mA  
Systemleistung: 21 W  
Material: Aluminium/Stahl



135lm|2000 K – 1340lm|3000 K

Variante	Art.Nr.	EUR
○ weiß	1000634	255,00

## OSSA 180 WL, QT-DE12



220-240 V ~50/60 Hz  
Material: Aluminium/Stahl



Socket: 1xR7s 78mm

Variante	Art.Nr.	EUR
● schwarz	151450	96,00
○ weiß	151451	96,00

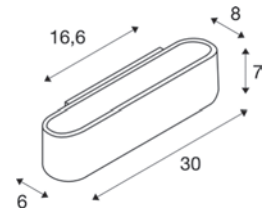


R7s 78mm | 9 W | 330°  
1050 lm | 3000 K | EEK = E  
9 kW/1000h

Art.Nr.: 1005287 24,00 EUR



## OSSA 300 WL, QT-DE12



220-240 V ~50/60 Hz  
Material: Aluminium/Stahl



Socket: 1xR7s 118mm

Variante	Art.Nr.	EUR
● schwarz	151410	117,00
○ weiß	151411	117,00



R7s 118mm | 15 W | 330°  
2000 lm | 3000 K | EEK = E  
15 kW/1000h

Art.Nr.: 1005288 28,50 EUR

