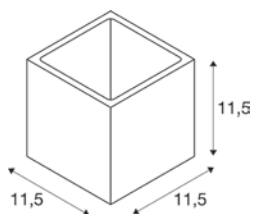


**PLASTRA**  
WL, Cube, QT14



220-240 V ~50/60 Hz  
Material: Gips/Stahl



Socket: 1xG9

Variante	Art.Nr.	EUR
<input type="radio"/> weiß	148018	54,00

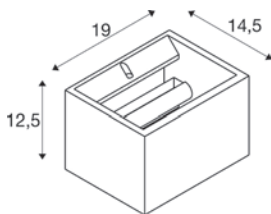


G9 | 4W | 300°  
400 lm | 3000 K | EEK = E  
4 kW/1000h



Art.Nr.: 1005286 8,80 EUR

**PLASTRA**  
WL, rechteckig, QT-DE12



220-240 V ~50/60 Hz  
Material: Gips/Stahl



Socket: 1xR7s 118mm


Variante	Art.Nr.	EUR
<input type="radio"/> weiß	1002238	79,00



R7s 118mm | 15W | 330°  
2000 lm | 3000 K | EEK = E  
15 kW/1000h




Art.Nr.: 1005288 28,50 EUR



148018

354



1002238

354