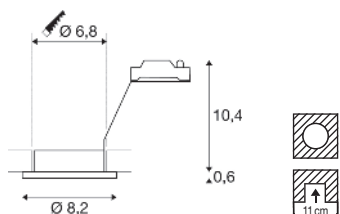


DOLIX OUT
EL, rund, QPAR51



220-240 V ~50/60 Hz
Material: Aluminium/Glas

- Clipfedern
- Materialstärke Einbaufäche: 20 mm max.



Socket: 1xGU10

| Variante | Art.Nr. | EUR |
|----------|---------|-------|
| ○ weiß | 1001165 | 35,50 |
| ○ silber | 1001168 | 39,50 |
| ● chrom | 1001166 | 39,50 |
| ● grau | 1001167 | 35,50 |



GU10 | 6 W | 38°
450 lm | 2700 K | EEK = F
6 kWh/1000 h



Art.Nr.: 1005077 7,50 EUR

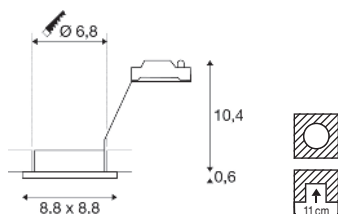


GU10 | 5 W | 36°
420 lm | 2200-6500 K | EEK = F
5 kWh/1000 h



Art.Nr.: 1010470 39,00 EUR

DOLIX OUT
EL, quadratisch, QPAR51



220-240 V ~50/60 Hz
Material: Aluminium/Glas

- Clipfedern
- Materialstärke Einbaufäche: 20 mm max.



Socket: 1xGU10

| Variante | Art.Nr. | EUR |
|----------|---------|-------|
| ○ weiß | 1001169 | 35,50 |
| ○ silber | 1001172 | 39,50 |
| ● grau | 1001171 | 35,50 |



GU10 | 6 W | 38°
450 lm | 2700 K | EEK = F
6 kWh/1000 h



Art.Nr.: 1005077 7,50 EUR




GU10 | 5,5 W | 36°
400 lm | RGBW | EEK = F
6 kWh/1000 h



Art.Nr.: 1010471 46,00 EUR

1001165 114



1001166 114

