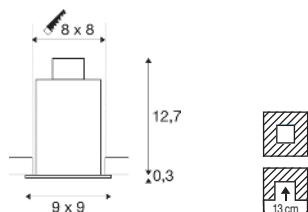


KADUX

EL, single, QPAR51



220-240 V ~50/60 Hz
Material: Aluminium/Stahl

- Clipfedern
- Materialstärke Einbaufäche: 30 mm max.



Socket: 1xGU10

Variante	Art.Nr.	EUR
● schwarz	115510	33,25
○ weiß	115511	33,25



GU10 | 6 W | 36°
360 lm | 2200 K | EEK = G
6 kWh/1000 h



Art.Nr.: 1005273 9,99 EUR

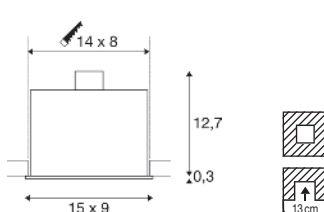


GU10 | 5 W | 36°
420 lm | 2200-6500 K | EEK = F
5 kWh/1000 h

Art.Nr.: 1010470 39,00 EUR

KADUX

EL, double, QPAR51



220-240 V ~50/60 Hz
Material: Aluminium/Stahl

- Clipfedern
- Materialstärke Einbaufäche: 30 mm max.



Socket: 2xGU10

Variante	Art.Nr.	EUR
● schwarz	115520	61,00
○ weiß	115521	61,00



GU10 | 6 W | 38°
450 lm | 2700 K | EEK = F
6 kWh/1000 h



Art.Nr.: 1005077 7,50 EUR

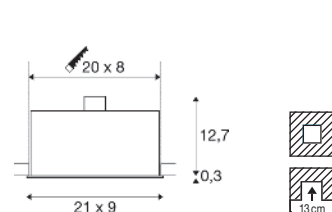


GU10 | 5,5 W | 36°
400 lm | RGBW | EEK = F
6 kWh/1000 h

Art.Nr.: 1010471 46,00 EUR

KADUX

EL, triple, QPAR51



220-240 V ~50/60 Hz
Material: Aluminium/Stahl

- Clipfedern
- Materialstärke Einbaufäche: 30 mm max.



Socket: 3xGU10

Variante	Art.Nr.	EUR
● schwarz	115530	83,00
○ weiß	115531	83,00



GU10 | 6 W | 38°
450 lm | 2700 K | EEK = F
6 kWh/1000 h



Art.Nr.: 1005077 7,50 EUR



GU10 | 5 W | 36°
420 lm | 2200-6500 K | EEK = F
5 kWh/1000 h

Art.Nr.: 1010470 39,00 EUR