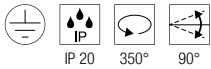
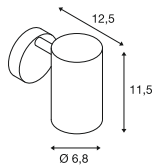




ENOLA B
WL, QPAR51



220-240V ~50/60Hz
Material: Aluminium / Stahl

- Schalter am Leuchtengehäuse



Socket: 1xGU10 max. L: 6 cm

Variante	Art.Nr.	EUR
● schwarz	1000729	81,00
○ weiß	1000730	81,00



LED GU10 51mm | 6W | 38°
2700K | 450lm | EEK=F
6kWh/1000h

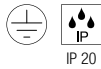
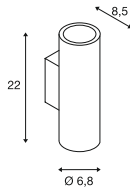


Art. Nr.: 1005077 | 7,50 EUR



Artikel	Art.Nr.	EUR
Zierring		
● schwarz	151840	8,95

ENOLA B
WL, QPAR51



220-240V ~50/60Hz
Material: Aluminium / Stahl



Socket: 2xGU10 max. L: 8.5 cm

Variante	Art.Nr.	EUR
● schwarz	151800	94,00
○ weiß	151801	94,00
● gold	151803	104,00



LED GU10 51mm | 6W | 38°
3000K | 470lm | EEK=F
6kWh/1000h

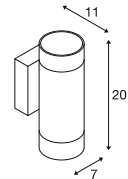


Art. Nr.: 1005080 | 7,50 EUR



Artikel	Art.Nr.	EUR
Zierring		
● schwarz	151840	8,95

ASTINA UP/DOWN
WL, QPAR51



220-240V ~50/60Hz
Material: Aluminium / Stahl



Socket: 2xGU10

Variante	Art.Nr.	EUR
● schwarz	1002933	112,00
○ weiß	1002931	112,00



LED GU10 51mm | 6W | 36°
2200-2700K | 360lm | EEK=G
6kWh/1000h



Art. Nr.: 1005273 | 9,99 EUR