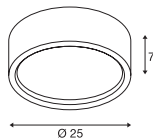




PLASTRA  
CL, PHASE



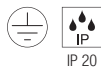
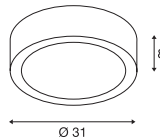
220-240V ~50/60Hz | 350mA  
Systemleistung: 15W  
Material: Gips / Glas



Down 990lm | 3000K

Variante	Art.Nr.	EUR
○ weiß	148005	133,00

PLASTRA 105  
CL, E27



220-240V ~50/60Hz  
Material: Gips / Glas



Socket: 2xE27 max. Ø: 5.1 cm | L: 14 cm

Variante	Art.Nr.	EUR
○ weiß / transparent	148001	91,00

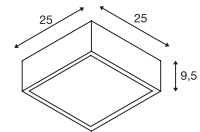


LED E27 | 8W | 240°  
4000K | 920lm | EEK=E  
8kWh/1000h



Art. Nr.: 1005290 | 10,25 EUR

PLASTRA 104  
CL, E27



220-240V ~50/60Hz  
Material: Gips / Glas



Socket: 2xE27 max. Ø: 5.1 cm | L: 14 cm

Variante	Art.Nr.	EUR
○ weiß / transparent	148002	85,00



LED E27 | 8W | 240°  
4000K | 920lm | EEK=E  
8kWh/1000h



Art. Nr.: 1005290 | 10,25 EUR